

LA VISTA POLICE DEPARTMENT CODE ENFORCEMENT MONTHLY REPORT

March 2022



Complaints Received

Complaints Resolved

Violations	East	Central	West	ETJ	Total		East	Central	West	ETJ	Total
Zoning, Yard Requirements	0	0	0	0	0		0	0	0	0	0
Home Occupation	0	0	0	0	0		0	0	0	0	0
Garbage, Trash & Waste	1	0	0	0	1		0	0	0	0	0
Right-of-Way Permitted Obstruction	0	0	0	0	0		0	0	0	0	0
Sidewalks-Snow Removal	0	0	0	0	0		0	0	0	0	0
Sidewalks-Maintenance & Repair	0	0	0	0	0		0	0	0	0	0
Tree/Shrubs Obstructions	0	0	0	0	0		0	0	0	0	0
Maximum Animals Allowed	0	0	0	0	0		0	0	0	0	0
Grass/Weeds/Litter/Junk	0	0	0	0	0		0	0	0	0	0
Uniform Housing Code	0	0	0	0	0		0	0	0	0	0
Swimming Pool Complaints	0	0	0	0	0		0	0	0	0	0
Vehicle Violations (On-Street)	25	10	1	4	40		20	10	1	4	35
Vehicle Violations (Off-Street)	18	14	2	6	40		18	9	6	5	38
Signs Removed	2	5	4	0	11		2	5	4	0	11
Other	1	0	0	0	1		0	0	0	0	0
Total for the Month	47	29	7	10	93		40	24	11	0	84

East= East of 72nd Street Central= 72nd-84th Street West= 84th-126th ETJ= Extra Territorial Jurisdiction

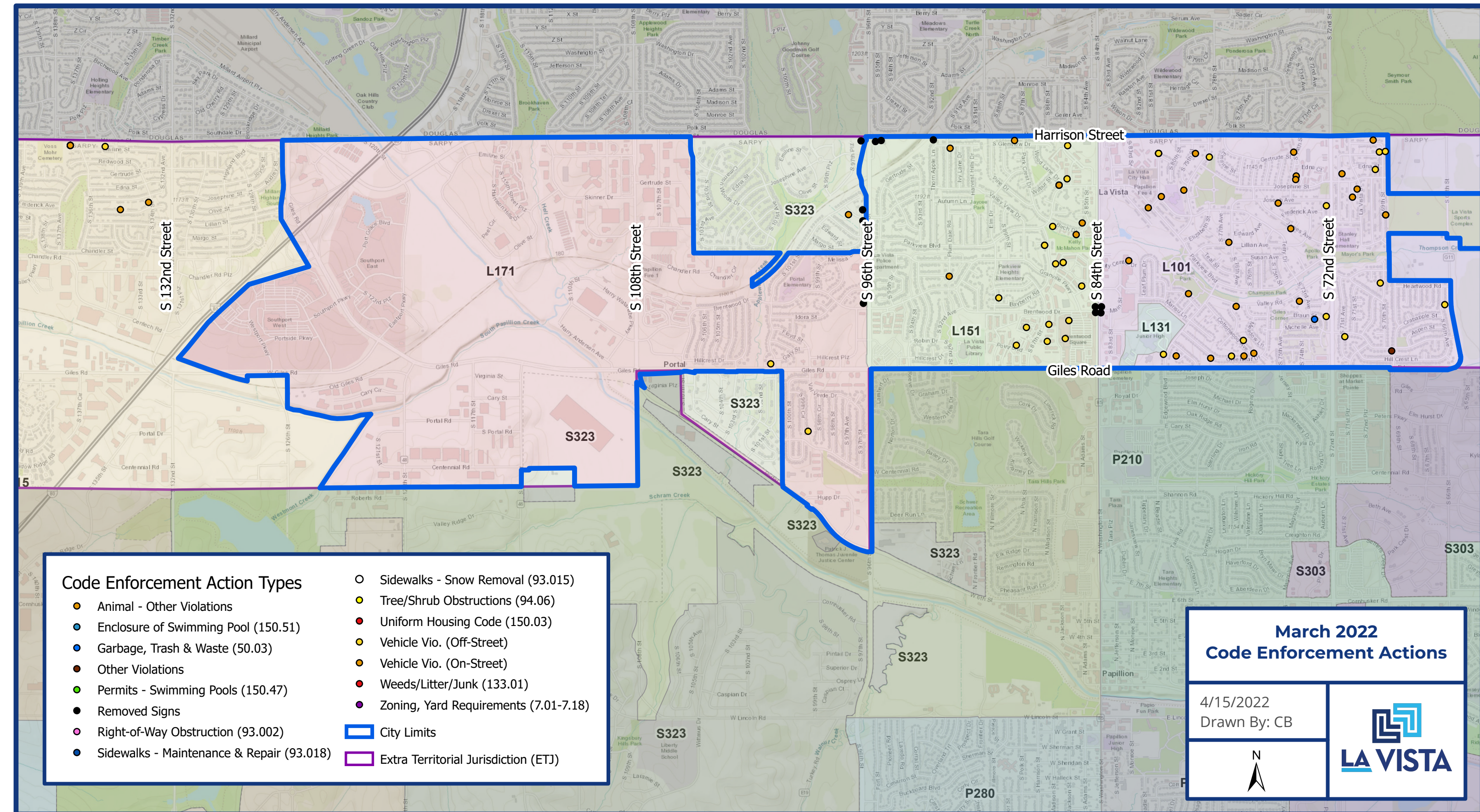
YEAR TO DATE JAN-2021

PREVIOUS 2 YEARS (2020-21)

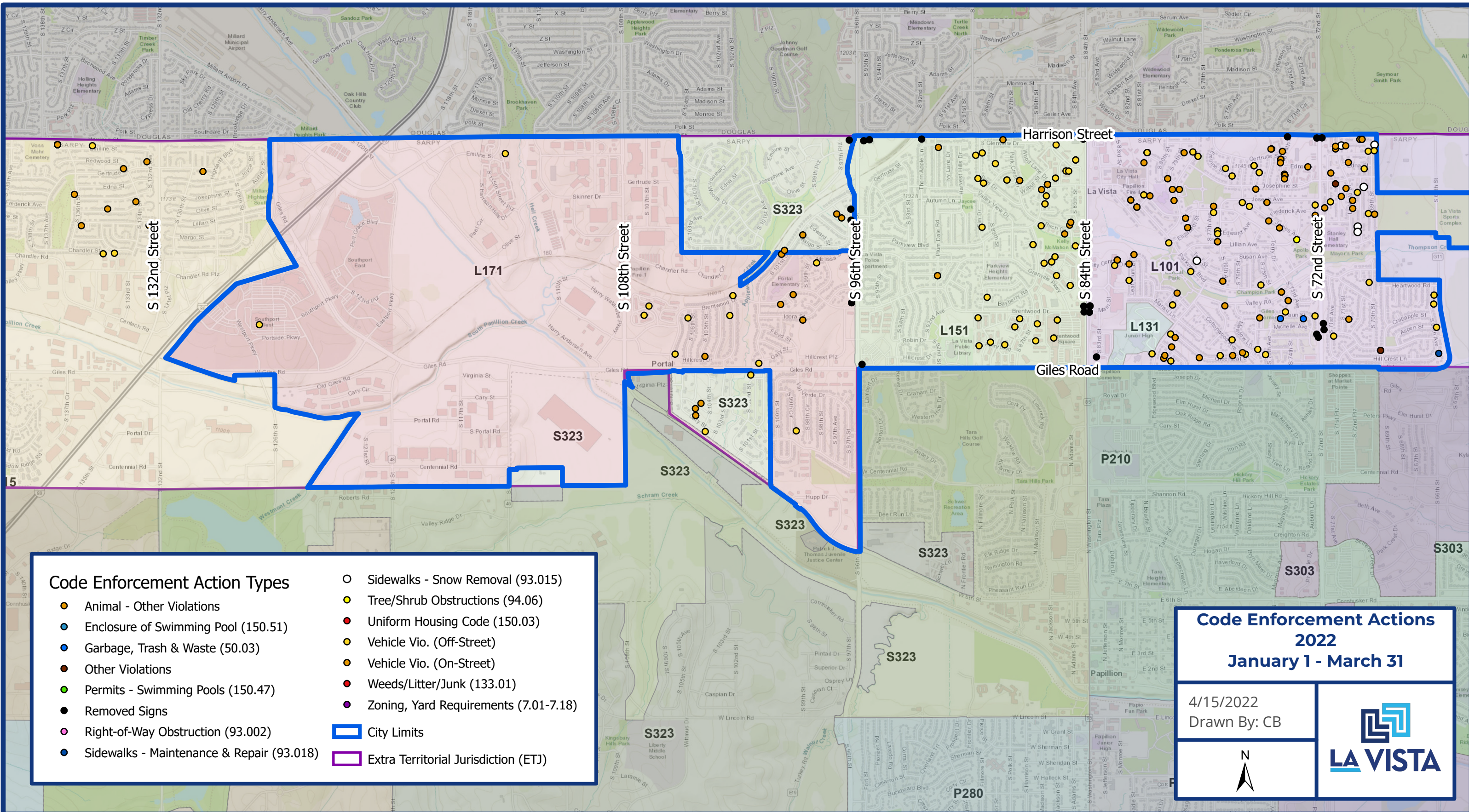
Violations	East	Central	West	ETJ	Total		East	Central	West	ETJ	Total
Zoning, Yard Requirements	0	0	0	0	0		12	2	3	4	21
Home Occupation	0	0	0	0	0		1	0	0	0	1
Garbage, Trash & Waste	1	0	0	0	1		58	10	2	8	78
Right-of-Way Permitted Obstruction	0	0	0	0	0		25	2	2	2	31
Sidewalks-Snow Removal	6	0	0	0	6		47	12	4	5	68
Sidewalks-Maintenance & Repair	1	0	0	0	1		6	2	0	0	8
Tree/Shrubs Obstructions	1	0	0	0	1		27	15	2	3	47
Maximum Animals Allowed	0	0	0	0	0		1	3	0	1	5
Grass/Weeds/Litter/Junk	0	0	0	0	0		186	29	4	32	251
Uniform Housing Code	0	0	0	0	0		0	0	0	0	0
Swimming Pool Complaints	0	0	0	0	0		4	5	2	2	13
Vehicle Violations (On-Street)	73	22	14	12	121		452	121	59	24	656
Vehicle Violations (Off-Street)	62	53	19	9	143		293	321	117	53	784
Signs Removed	13	7	5	0	25		224	118	50	0	392
Other	2	0	0	0	2		28	6	3	3	40
Total Year to Date	158	82	38	21	300		1364	646	248	137	2395

Miles Driven: 655

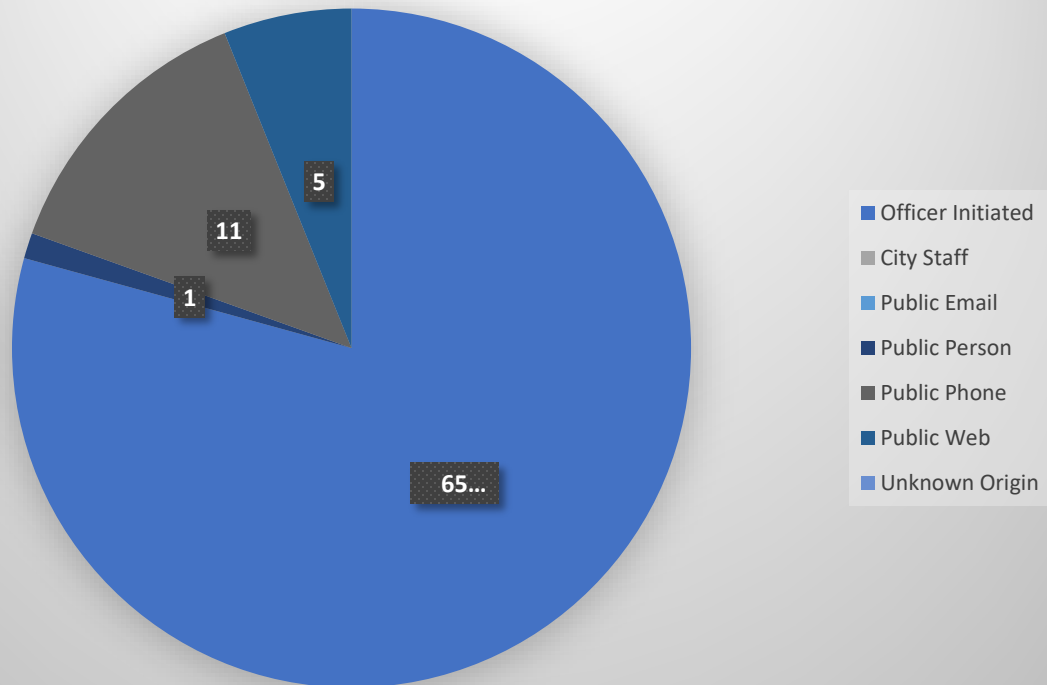
Code Enforcement Actions - March 2022



2022 Code Enforcement Actions



LVPD CODE ENFORCEMENT Complaints vs. Officer Initiated March 2022



LVPD CODE ENFORCEMENT Complaints vs. Officer Initiated YTD 2022

