

# LA VISTA POLICE DEPARTMENT CODE ENFORCEMENT MONTHLY REPORT

July 2022



## Complaints Received

## Complaints Resolved

Violations	East	Central	West	ETJ	Total		East	Central	West	ETJ	Total
Zoning, Yard Requirements	0	0	0	0	0		0	0	0	0	0
Home Occupation	0	0	0	0	0		0	0	0	0	0
Garbage, Trash & Waste	0	0	0	0	0		0	0	0	0	0
Right-of-Way Permitted Obstruction	2	0	0	0	2		2	0	0	0	2
Sidewalks-Snow Removal	0	0	0	0	0		0	0	0	0	0
Sidewalks-Maintenance & Repair	1	8	0	0	9		1	5	0	0	6
Tree/Shrubs Obstructions	4	1	0	2	7		3	1	0	2	6
Maximum Animals Allowed	0	1	0	0	1		0	1	0	0	1
Grass/Weeds/Litter/Junk	13	4	0	4	21		7	2	0	2	11
Uniform Housing Code	0	0	0	0	0		0	0	0	0	0
Swimming Pool Complaints	0	0	0	0	0		0	0	0	0	0
Vehicle Violations (On-Street)	23	4	3	4	34		22	4	3	2	31
Vehicle Violations (Off-Street)	14	7	8	0	29		12	6	4	0	22
Signs Removed	28	6	0	0	34		28	6	0	0	34
Other	2	0	0	0	2		0	0	0	0	0
<b>Total for the Month</b>	<b>87</b>	<b>31</b>	<b>11</b>	<b>10</b>	<b>139</b>		<b>75</b>	<b>25</b>	<b>7</b>	<b>0</b>	<b>113</b>

East= East of 72nd Street    Central= 72nd-84th Street    West= 84th-126th    ETJ= Extra Territorial Jurisdiction

## YEAR TO DATE JAN-2022

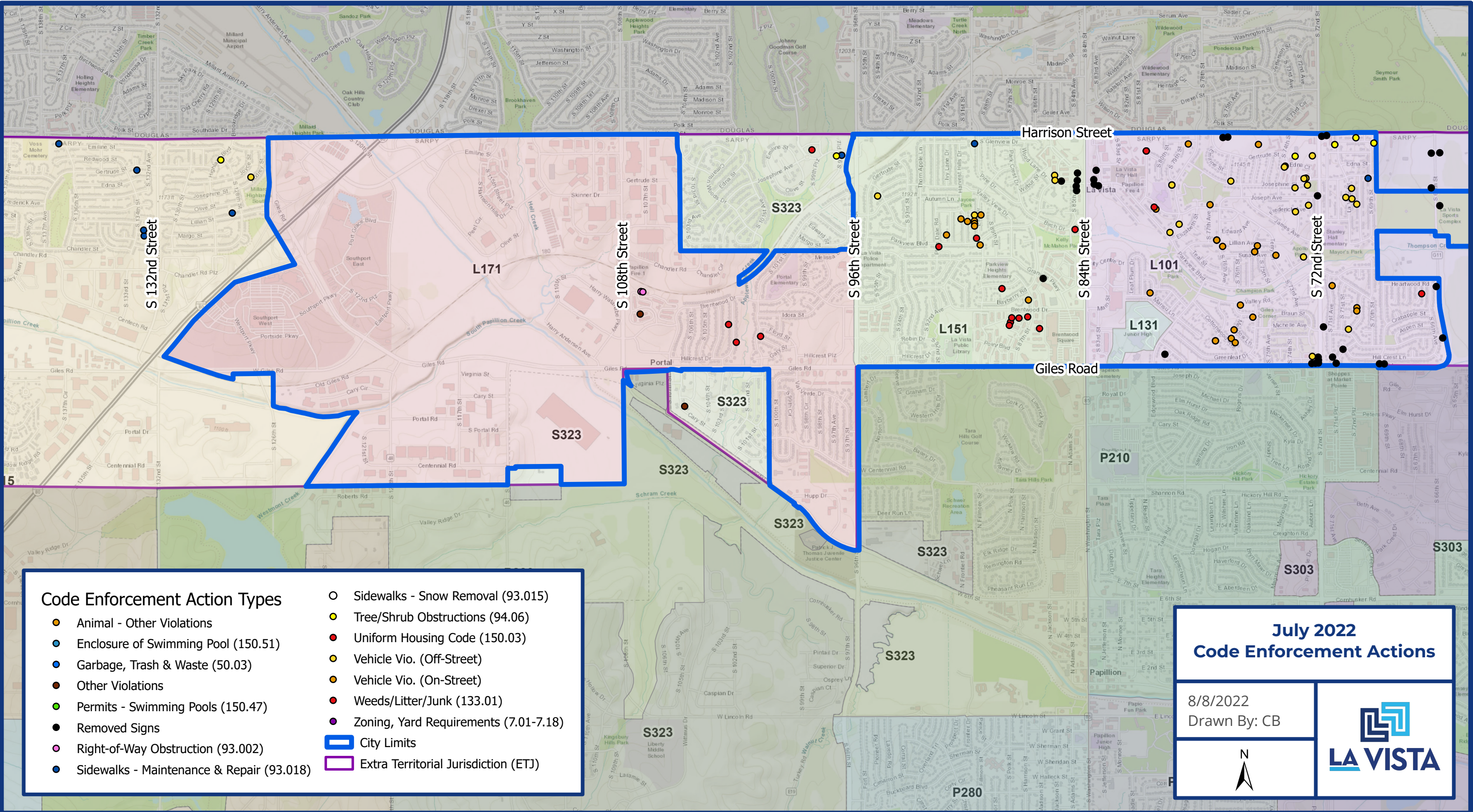
## PREVIOUS 2 YEARS (2020-21)

Violations	East	Central	West	ETJ	Total		East	Central	West	ETJ	Total
Zoning, Yard Requirements	0	0	0	0	0		12	2	3	4	21
Home Occupation	2	0	0	0	2		1	0	0	0	1
Garbage, Trash & Waste	5	0	0	0	5		58	10	2	8	78
Right-of-Way Permitted Obstruction	2	0	0	0	2		25	2	2	2	31
Sidewalks-Snow Removal	6	0	0	0	6		47	12	4	5	68
Sidewalks-Maintenance & Repair	2	8	1	0	11		6	2	0	0	8
Tree/Shrubs Obstructions	7	2	0	2	11		27	15	2	3	47
Maximum Animals Allowed	0	1	0	0	1		1	3	0	1	5
Grass/Weeds/Litter/Junk	36	15	0	9	60		186	29	4	32	251
Uniform Housing Code	0	0	0	0	0		0	0	0	0	0
Swimming Pool Complaints	1	0	0	2	3		4	5	2	2	13
Vehicle Violations (On-Street)	129	35	17	18	199		452	121	59	24	656
Vehicle Violations (Off-Street)	92	77	28	10	207		293	321	117	53	784
Signs Removed	34	12	7	0	53		224	118	50	0	392
Other	3	3	0	0	6		28	6	3	3	40
<b>Total Year to Date</b>	<b>317</b>	<b>153</b>	<b>53</b>	<b>41</b>	<b>566</b>		<b>1364</b>	<b>646</b>	<b>248</b>	<b>137</b>	<b>2395</b>

Miles Driven: 589

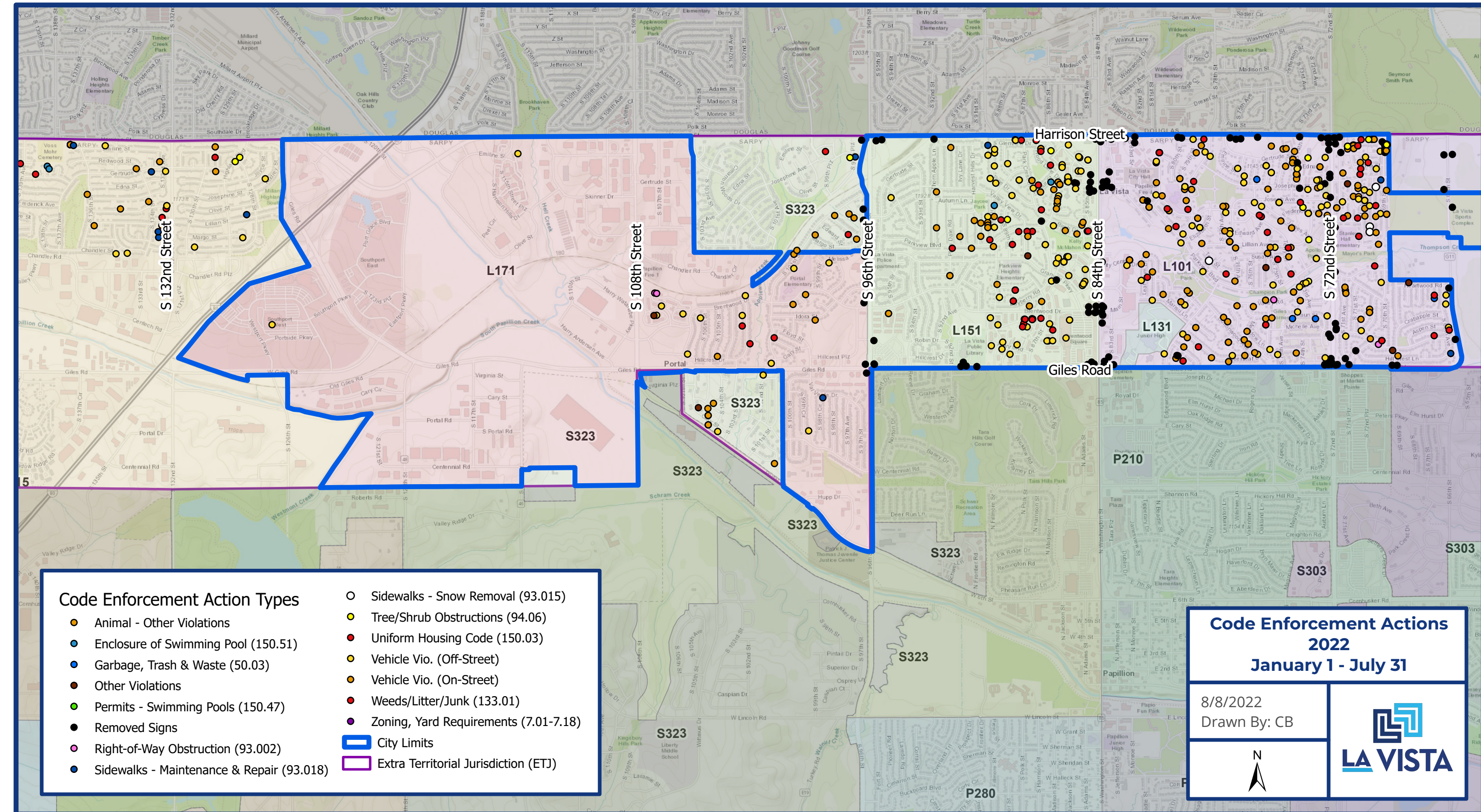


# Code Enforcement Actions - July 2022



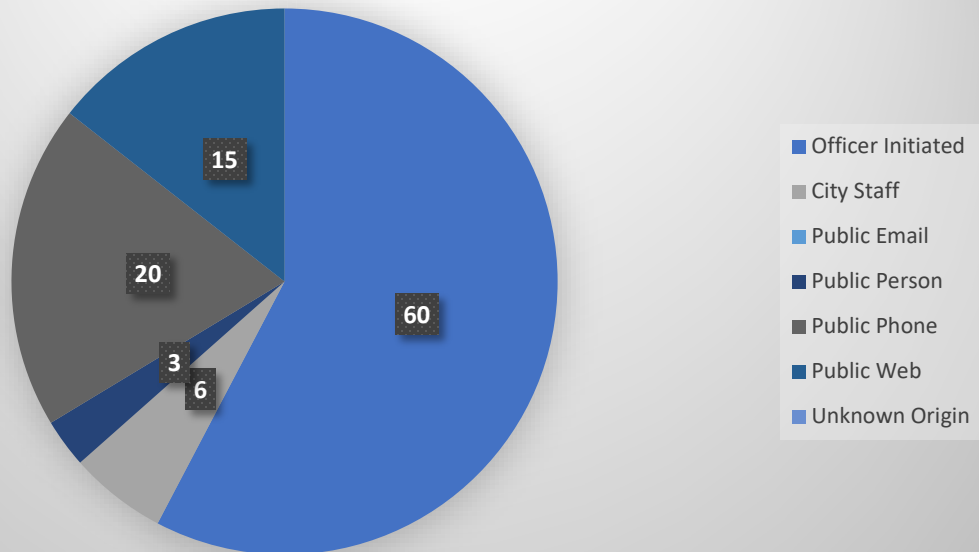


# 2022 Code Enforcement Actions





## LVPD CODE ENFORCEMENT Complaints vs. Officer Initiated July 2022



## LVPD CODE ENFORCEMENT Complaints vs. Officer Initiated YTD 2022

