

# LA VISTA POLICE DEPARTMENT CODE ENFORCEMENT MONTHLY REPORT

August 2022



## Complaints Received

## Complaints Resolved

Violations	East	Central	West	ETJ	Total		East	Central	West	ETJ	Total
Zoning, Yard Requirements	0	0	0	0	0		0	0	0	0	0
Home Occupation	0	0	0	0	0		0	0	0	0	0
Garbage, Trash & Waste	1	1	1	0	3		1	1	1	0	3
Right-of-Way Permitted Obstruction	1	0	0	0	1		1	0	0	0	1
Sidewalks-Snow Removal	0	0	0	0	0		0	0	0	0	0
Sidewalks-Maintenance & Repair	0	0	0	0	0		0	0	0	0	0
Tree/Shrubs Obstructions	5	1	1	0	7		3	1	1	0	5
Maximum Animals Allowed	0	0	0	0	0		0	0	0	0	0
Grass/Weeds/Litter/Junk	15	1	1	6	23		10	0	1	5	16
Uniform Housing Code	0	0	0	0	0		0	0	0	0	0
Swimming Pool Complaints	1	0	0	0	1		0	0	0	0	0
Vehicle Violations (On-Street)	22	11	5	1	39		18	9	5	0	32
Vehicle Violations (Off-Street)	18	23	2	5	49		16	20	1	4	41
Signs Removed	16	7	2	0	25		16	7	2	0	25
Other	1	0	0	0	1		0	0	0	0	0
<b>Total for the Month</b>	<b>80</b>	<b>44</b>	<b>12</b>	<b>12</b>	<b>149</b>		<b>65</b>	<b>38</b>	<b>11</b>	<b>0</b>	<b>123</b>

East= East of 72nd Street    Central= 72nd-84th Street    West= 84th-126th    ETJ= Extra Territorial Jurisdiction

## YEAR TO DATE JAN-2022

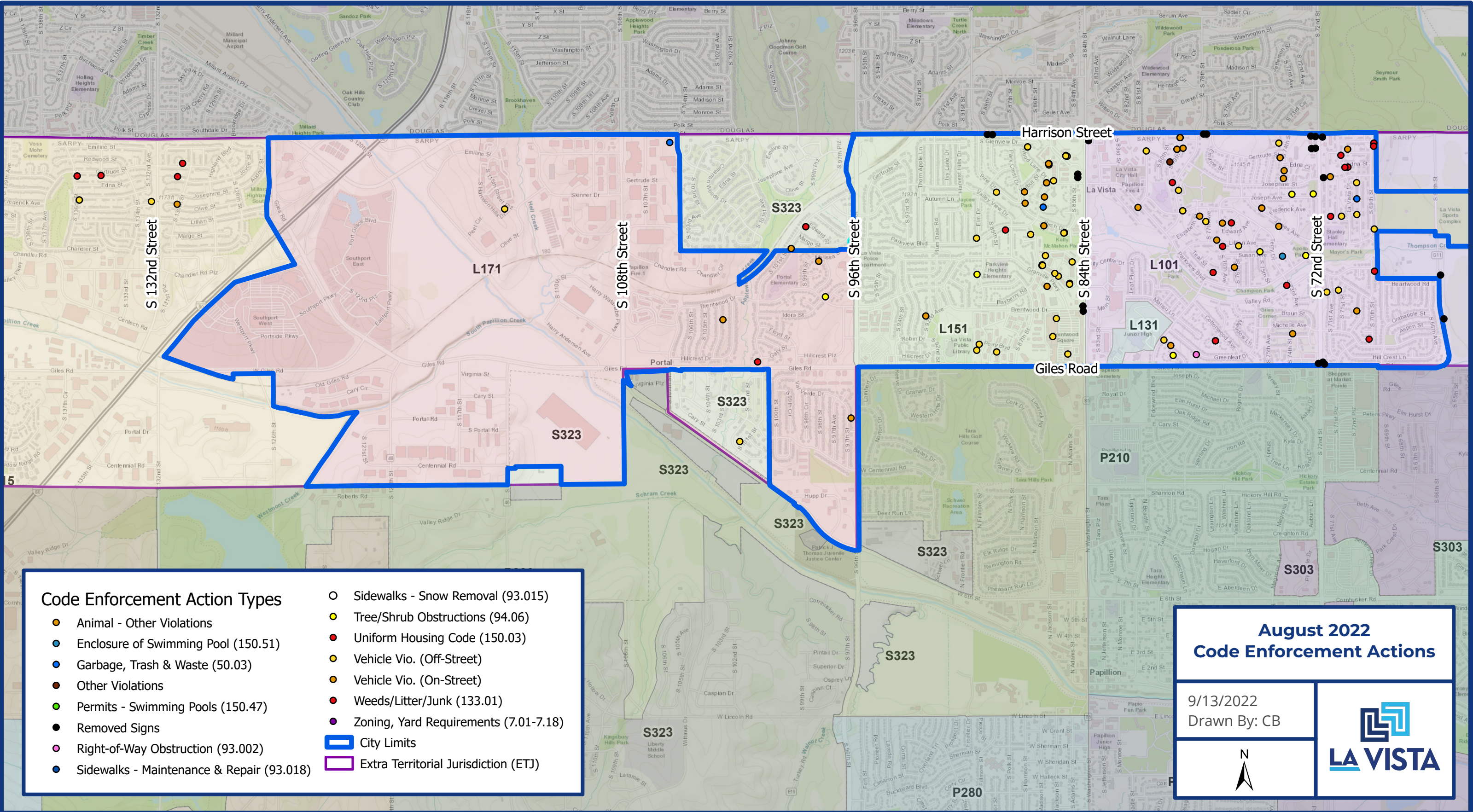
## PREVIOUS 2 YEARS (2020-21)

Violations	East	Central	West	ETJ	Total		East	Central	West	ETJ	Total
Zoning, Yard Requirements	0	0	0	0	0		12	2	3	4	21
Home Occupation	2	0	0	0	2		1	0	0	0	1
Garbage, Trash & Waste	6	1	1	0	8		58	10	2	8	78
Right-of-Way Permitted Obstruction	3	0	0	0	3		25	2	2	2	31
Sidewalks-Snow Removal	6	0	0	0	6		47	12	4	5	68
Sidewalks-Maintenance & Repair	2	8	1	0	11		6	2	0	0	8
Tree/Shrubs Obstructions	12	3	1	2	18		27	15	2	3	47
Maximum Animals Allowed	0	1	0	0	1		1	3	0	1	5
Grass/Weeds/Litter/Junk	51	16	1	15	83		186	29	4	32	251
Uniform Housing Code	0	0	0	0	0		0	0	0	0	0
Swimming Pool Complaints	2	0	0	2	4		4	5	2	2	13
Vehicle Violations (On-Street)	151	46	22	19	238		452	121	59	24	656
Vehicle Violations (Off-Street)	110	100	30	10	250		293	321	117	53	784
Signs Removed	50	19	9	0	78		224	118	50	0	392
Other	4	3	0	0	7		28	6	3	3	40
<b>Total Year to Date</b>	<b>397</b>	<b>197</b>	<b>65</b>	<b>48</b>	<b>709</b>		<b>1364</b>	<b>646</b>	<b>248</b>	<b>137</b>	<b>2395</b>

Miles Driven: 724

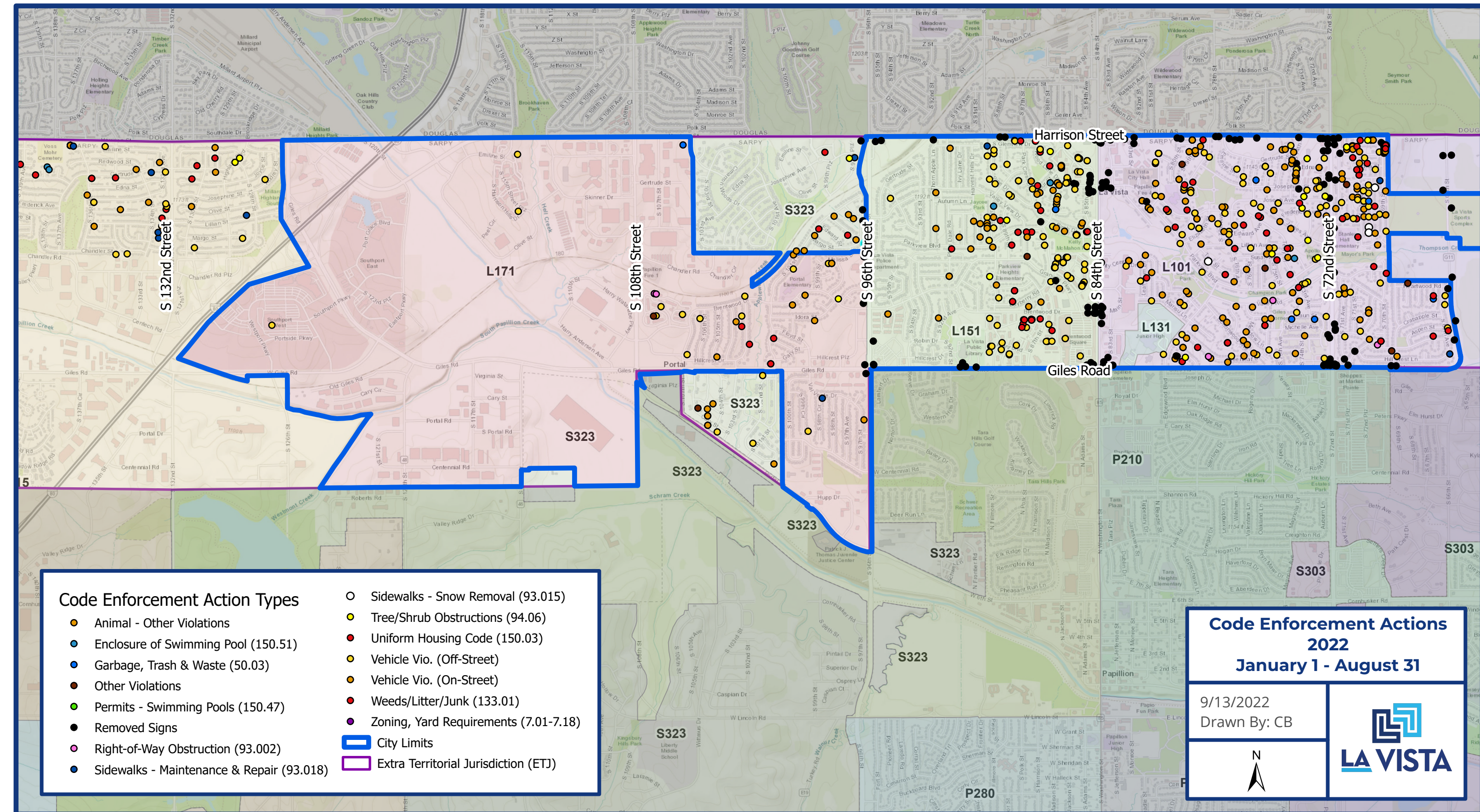


# Code Enforcement Actions - August 2022



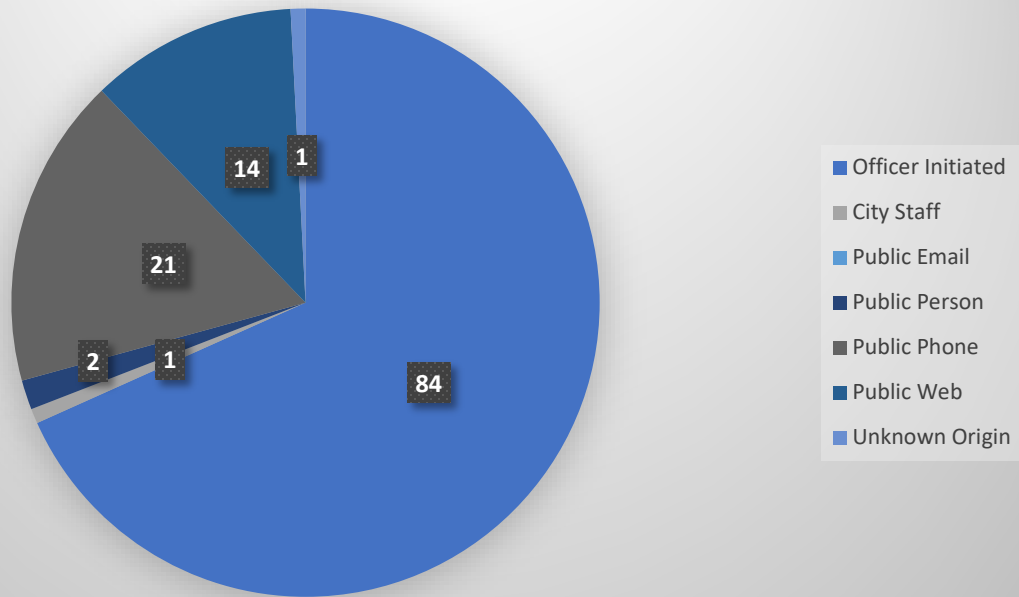


# 2022 Code Enforcement Actions





## LVPD CODE ENFORCEMENT Complaints vs. Officer Initiated August 2022



## LVPD CODE ENFORCEMENT Complaints vs. Officer Initiated YTD 2022

