

# LA VISTA POLICE DEPARTMENT CODE ENFORCEMENT MONTHLY REPORT

February 2023



## Complaints Received

## Complaints Resolved

Violations	East	Central	West	ETJ	Total		East	Central	West	ETJ	Total
Zoning, Yard Requirements	0	0	0	0	0		0	0	0	0	0
Home Occupation	0	0	0	0	0		0	0	0	0	0
Garbage, Trash & Waste	0	0	1	0	1		0	0	1	0	1
Right-of-Way Permitted Obstruction	0	0	0	0	0		0	0	0	0	0
Sidewalks-Snow Removal	2	0	0	2	4		2	0	0	2	4
Sidewalks-Maintenance & Repair	0	0	0	0	0		0	0	0	0	0
Tree/Shrubs Obstructions	0	0	0	0	0		0	0	0	0	0
Maximum Animals Allowed	0	0	0	0	0		0	0	0	0	0
Grass/Weeds/Litter/Junk	1	0	0	0	1		1	0	0	0	1
Uniform Housing Code	0	0	0	0	0		0	0	0	0	0
Swimming Pool Complaints	0	0	0	0	0		0	0	0	0	0
Vehicle Violations (On-Street)	30	3	4	1	38		29	2	4	1	36
Vehicle Violations (Off-Street)	17	4	9	1	31		17	3	5	1	26
Signs Removed	5	2	0	0	7		5	2	0	0	7
Other	0	0	0	0	0		0	0	0	0	0
<b>Total for the Month</b>	<b>55</b>	<b>9</b>	<b>14</b>	<b>4</b>	<b>82</b>		<b>54</b>	<b>7</b>	<b>10</b>	<b>0</b>	<b>75</b>

East= East of 72nd Street    Central= 72nd-84th Street    West= 84th-126th    ETJ= Extra Territorial Jurisdiction

## YEAR TO DATE JAN-2023

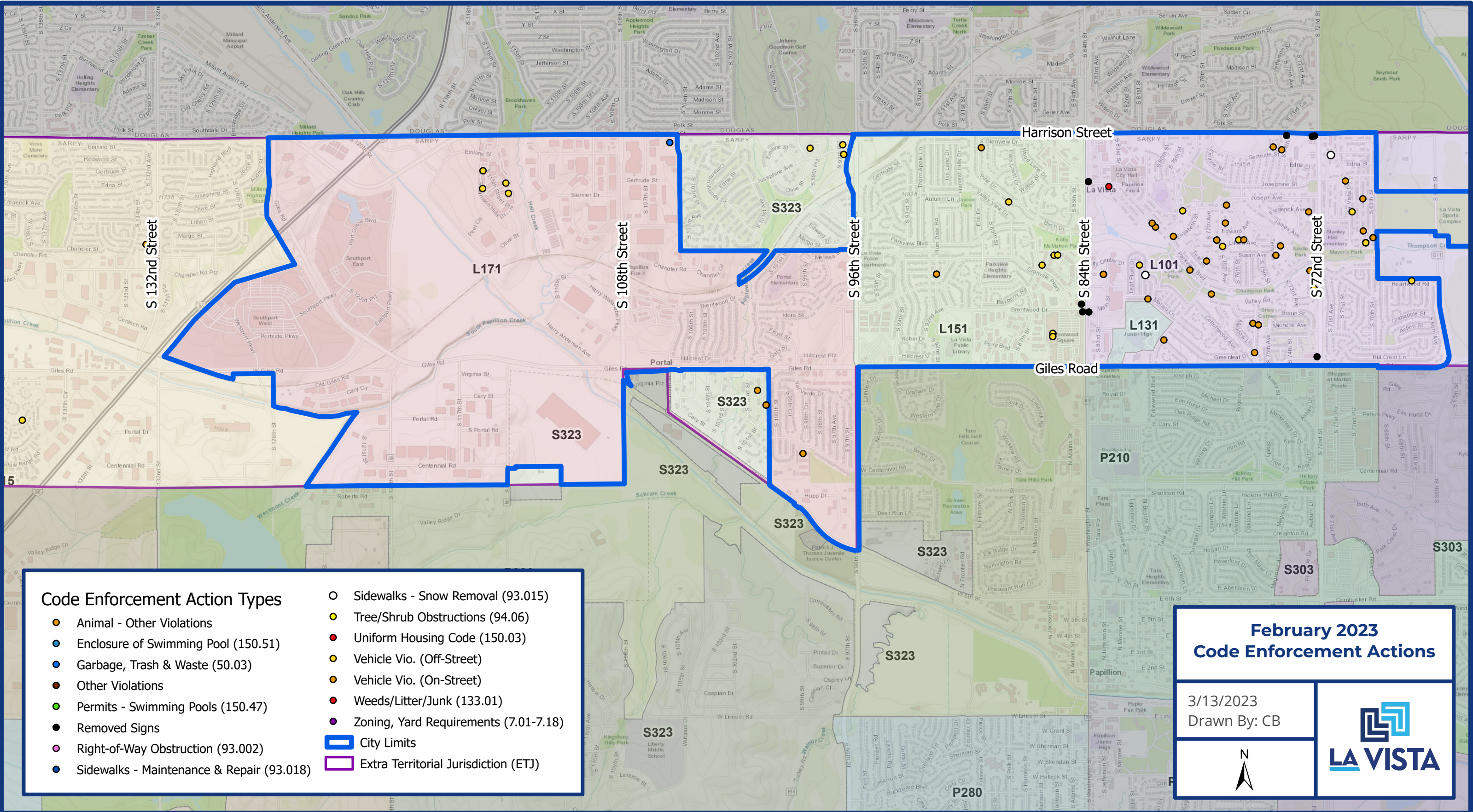
## PREVIOUS 2 YEARS (2021-22)

Violations	East	Central	West	ETJ	Total		East	Central	West	ETJ	Total
Zoning, Yard Requirements	0	0	0	0	0		0	0	0	0	0
Home Occupation	0	0	0	0	0		3	0	0	0	3
Garbage, Trash & Waste	1	0	1	0	2		27	4	2	5	38
Right-of-Way Permitted Obstruction	1	0	0	0	1		14	1	1	2	18
Sidewalks-Snow Removal	29	0	1	2	32		63	12	4	4	83
Sidewalks-Maintenance & Repair	0	0	0	0	0		5	8	1	0	14
Tree/Shrubs Obstructions	0	0	0	0	0		27	14	2	5	48
Maximum Animals Allowed	0	0	0	0	0		1	1	0	0	2
Grass/Weeds/Litter/Junk	1	0	0	0	1		196	33	4	40	273
Uniform Housing Code	0	0	0	0	0		0	0	0	0	0
Swimming Pool Complaints	0	0	0	0	0		2	0	2	3	7
Vehicle Violations (On-Street)	60	8	5	3	76		447	153	51	38	689
Vehicle Violations (Off-Street)	32	20	12	1	65		344	317	114	42	817
Signs Removed	14	5	0	0	19		189	97	44	0	330
Other	0	0	0	0	0		22	7	2	1	32
<b>Total Year to Date</b>	<b>138</b>	<b>33</b>	<b>19</b>	<b>6</b>	<b>196</b>		<b>1340</b>	<b>647</b>	<b>227</b>	<b>140</b>	<b>2354</b>

Miles Driven: 528

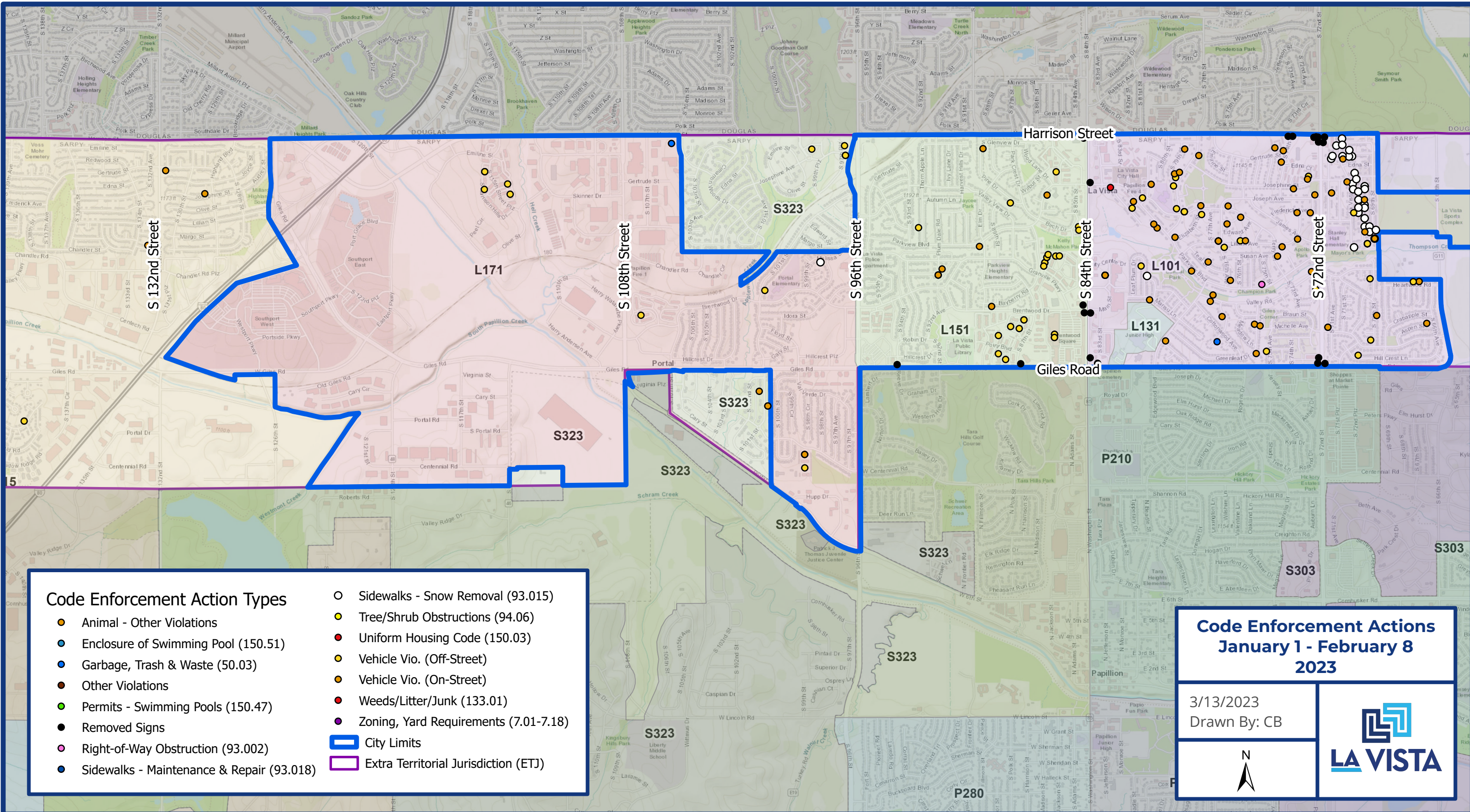


# Code Enforcement Actions - Feb. 2023



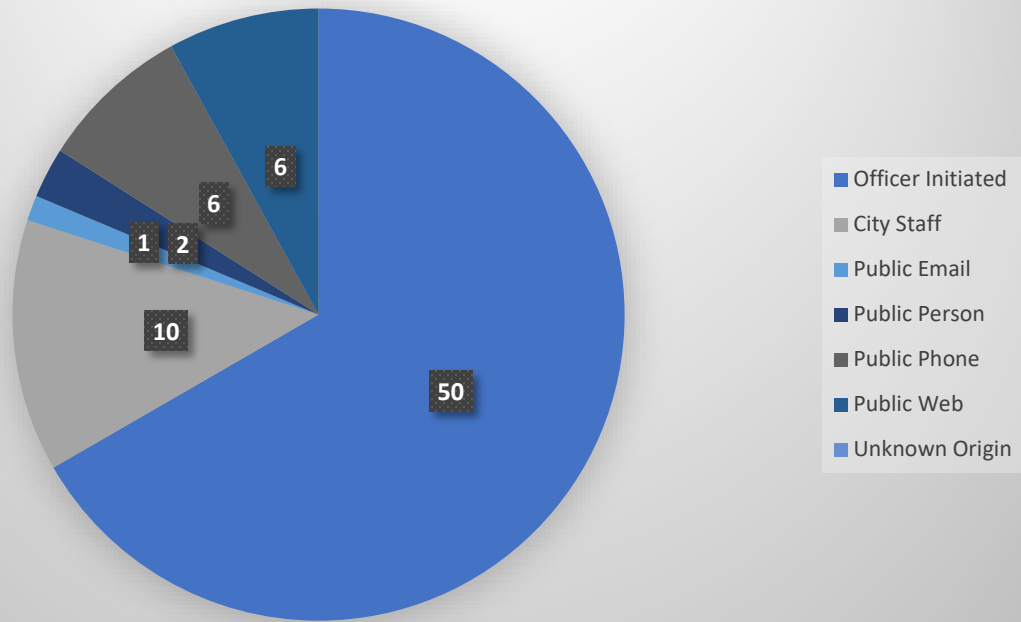


# 2023 Code Enforcement Actions





## LVPD CODE ENFORCEMENT Complaints vs. Officer Initiated February 2023



## LVPD CODE ENFORCEMENT Complaints vs. Officer Initiated YTD 2023

